

## A parent's guide to myON

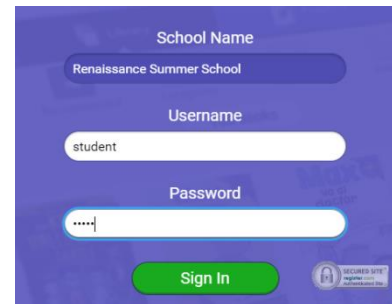
Your child currently has access to myON by Renaissance – a digital library containing over a thousand authentic and exciting books. myON books come with a range of tools, including audio narration, to help your child enjoy and improve their reading. Follow the guide below to help your child discover their next read:

### Quick start guide:

1) Go to [www.myon.co.uk](http://www.myon.co.uk) and click login.

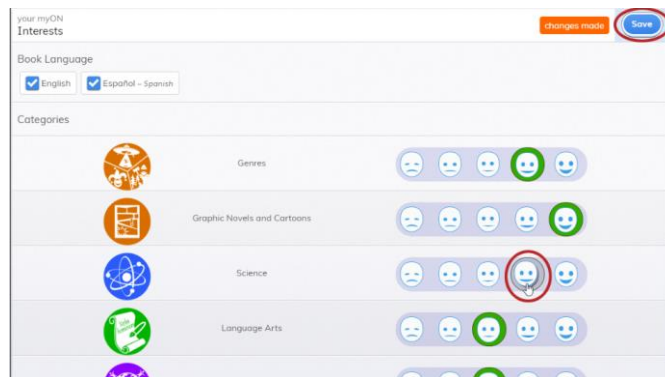
2) Enter your child's school name, username and password.

If you are unsure of your child's login details, please contact your child's school or class teacher.



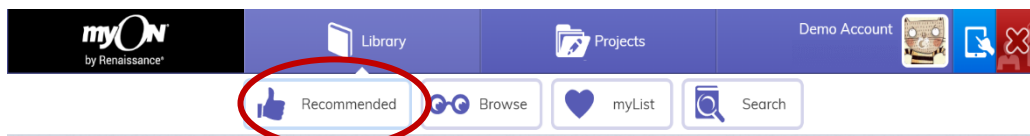
The login form is titled 'School Name' and 'Username'. It has a 'Password' field with a masked input (dots). A 'Sign In' button is at the bottom right. The form is set against a purple background with a faint book illustration.

3) When your child logs into myON for the very first time, they will be asked to complete an Interest Inventory so that myON can recommend books based on their interests.



The Interest Inventory form is titled 'your myON Interests'. It has a 'Book Language' section with checkboxes for 'English' and 'Español - Spanish'. Below is a 'Categories' section with icons and a grid of smiley face icons (sad, neutral, happy) for selection. The 'Science' category is highlighted with a red circle around one of the happy face icons.

4) Find a book. Go to Library > Recommended to find your first book.



5) Select a book and click Read!

Would like to learn more about myON? Read more below.

# RENAISSANCE®

The screenshot shows the Renaissance myON Star Reading interface. At the top, a navigation bar includes the myON logo, a Library icon, a Projects icon, a Demo Account link, and a Log out button. Below the navigation bar, the main content area features a search bar, a 'Last book opened' section with a book cover for 'Personal Space Invader', and a large banner for 'myON + Star Reading' with a 'Connect Now' button. At the bottom, there are three panels for 'Star Reading', 'ATOS ZPD' (showing a range of 2.0 - 3.0), and 'Lexile'. Callout boxes provide instructions: 'Return to the homepage' points to the myON logo; 'Find new books to read' points to the Library icon; 'Find work assigned by teachers' points to the Projects icon; 'Account information' points to the Demo Account link; 'Log out' points to the Log out button; 'Continue reading the last book opened' points to the book cover; and 'Click 'Connect Now' to link your child's ZPD Reading Range. Your child will then be recommended books based on their year group and ability.' points to the 'Connect Now' button.

Return to the homepage

Find new books to read

Find work assigned by teachers

Account information

Log out

myON by Renaissance®

Library

Projects

Demo Account

Search myON

Last book opened

Continue reading the last book opened

Power-Up Your Reading

myON + Star Reading®

Connect Now

Click 'Connect Now' to link your child's ZPD Reading Range. Your child will then be recommended books based on their year group and ability.

Star Reading

ATOS ZPD

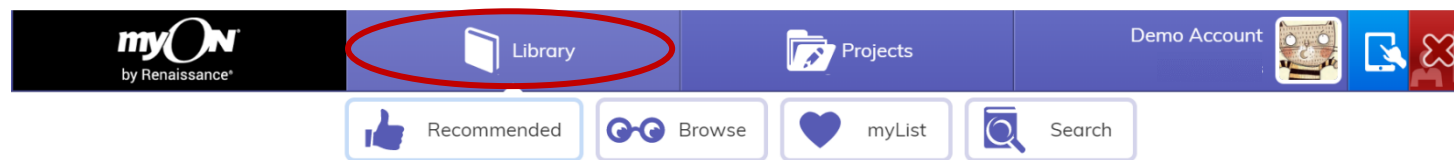
2.0 - 3.0

Lexile

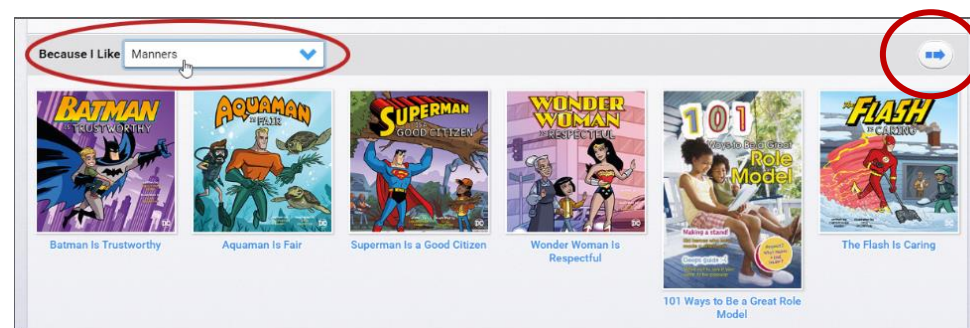
## Finding Recommended Books in the Library

Books are recommended based on your child's year group and their Interest Inventory. If they have completed a Star Reading test, you can connect it on their homepage to improve their recommendations.

- 1) Select Library > Recommended



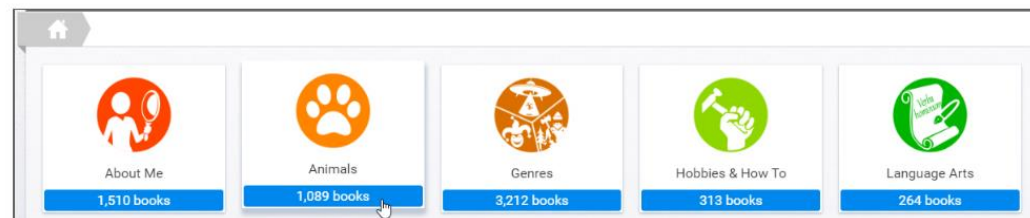
- 2) Browse through myON's recommendations for your child. This page will include books within your child's ZPD Reading Range, top picks, new books and more! Click on the arrow in the top-right to see more books or select the drop-down list to choose a different category.



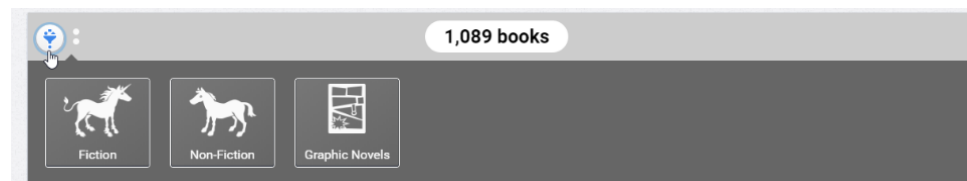
## Browse Books in the Library

View all books on myON by browsing through the different genres.

- 1) Select Library > Browse
- 2) Choose one of the categories to see books in that category. Then, choose a subcategory.




- 3) If you select the  (filter) icon, you can also sort by fiction, non-fiction or graphic novels.



## Search for books in the Library

Search for a book on a specific topic, for example, topics that your child is studying in school or about their favourite hobby.

- 1) Select Library > Search


- 2) You can use the Search tool to browse through books by Title or Author. You can also use the Filter  option to refine your search to fiction/non-fiction, reading or book levels, books that are suitable for your child's year group or by story type.




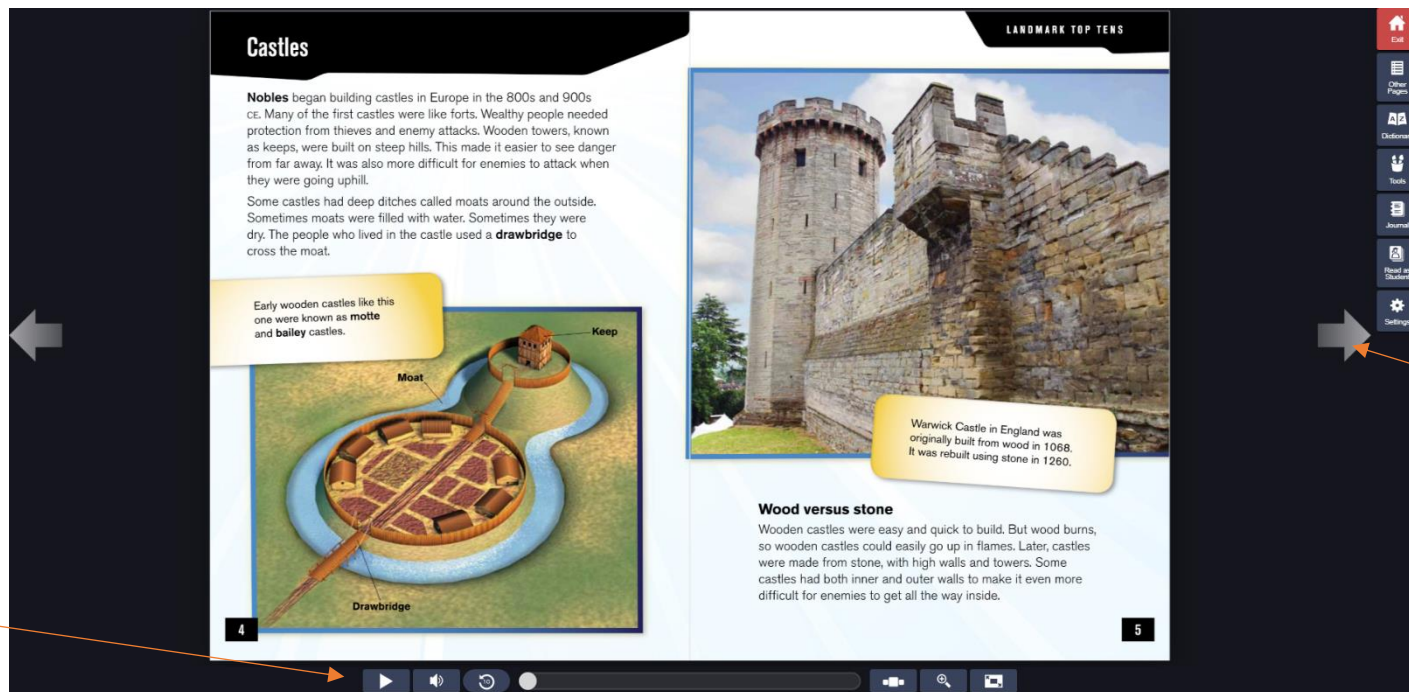
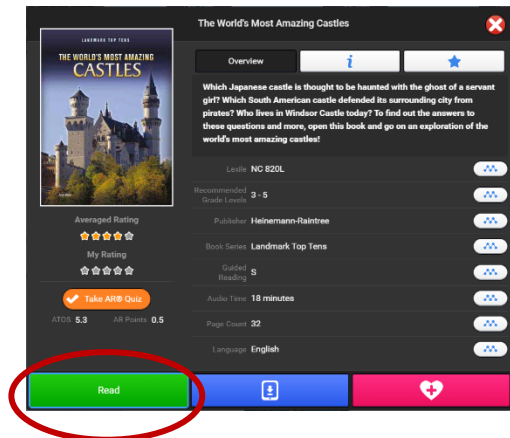
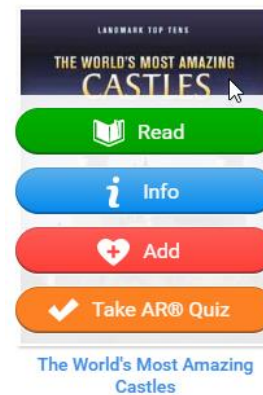


# RENAISSANCE®

Reading a book in myON

To see more information about a book, move the mouse cursor over the book. To open the book and start reading it, select the  **Read** button.

To find out more information about the book, select the  **Info** button and a window will open.



Your child can use the Journal to save any interesting facts they wish to remember or new vocabulary they have learnt.

Turn to a new page

Manage audio: play/pause and volume